




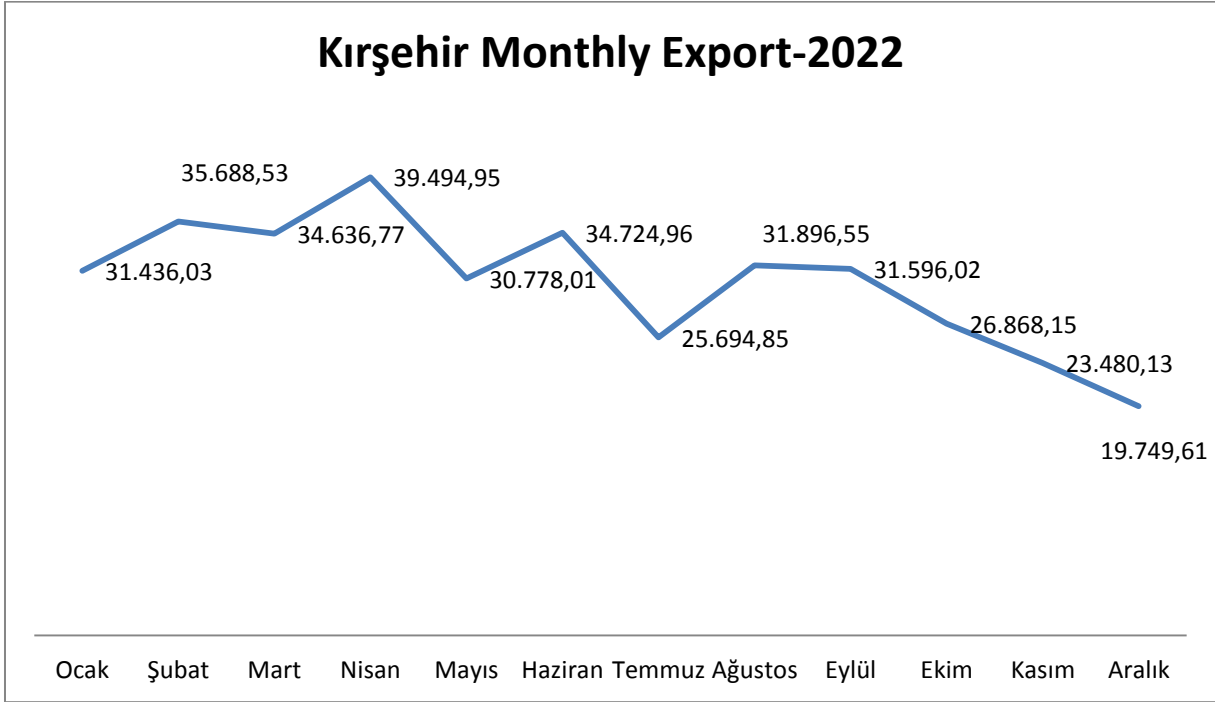
KIRŞEHİR CHAMBER of COMMERCE and INDUSTRY

2022

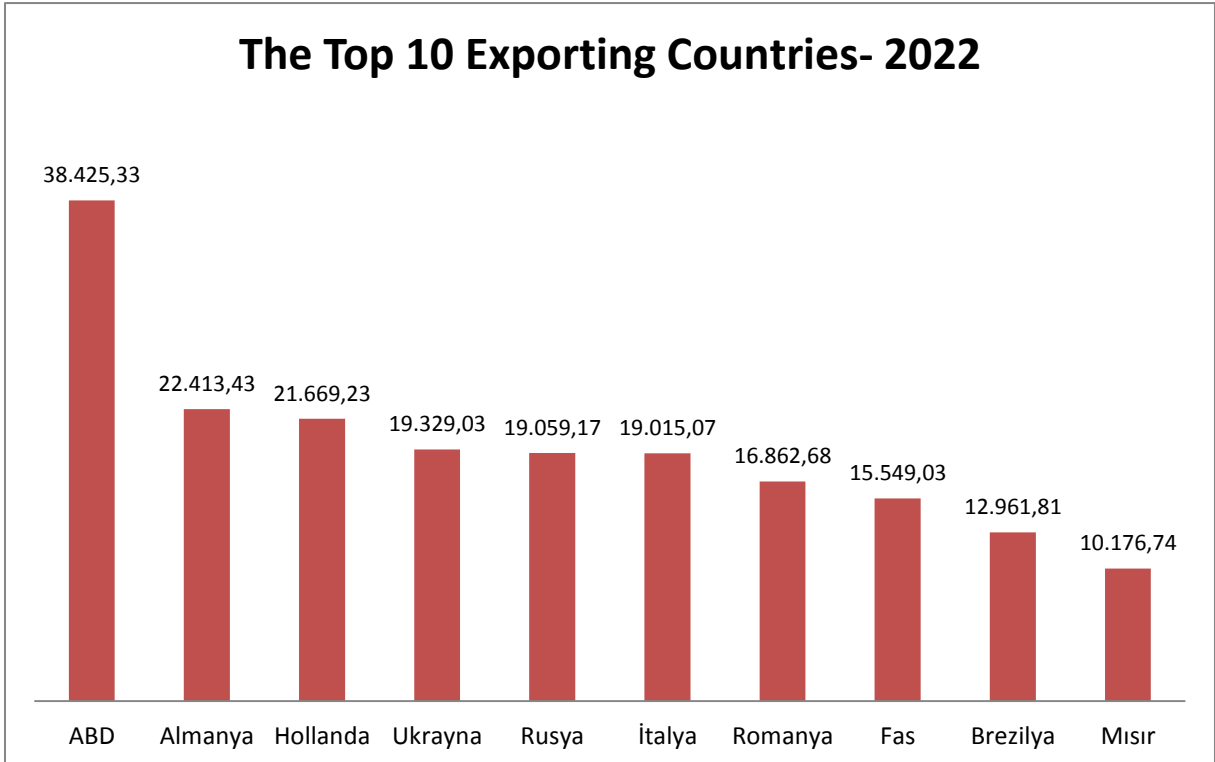
EXPORT
REPORT



The total export amount of Kırşehir in 2022 is 366.044,56 USD.



The top 5 exporting countries is the USA, Germany, the Netherlands, Ukraine and Russia.



The exports of our province, which amounted to 309.401,32 USD in 2021, increased by 18,29% in 2022.

When country-based figures are analyzed, it is seen that exports to most countries increase in 2022.

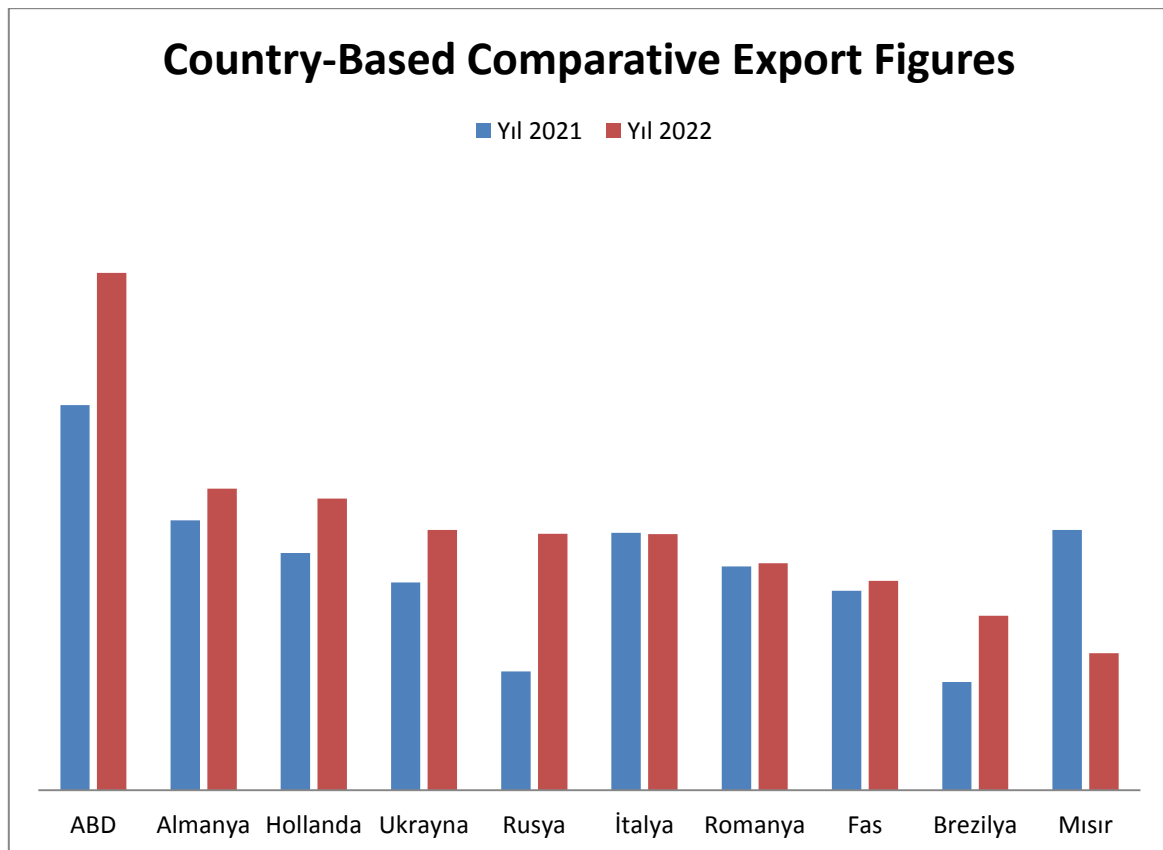
When 2021 and 2022 years are examined, the most significant increase is seen in Russia and Brazil.

Exports to Russia, which amounted to 8,816.53 million US dollars in 2021, increased by 116.2% in 2022 and reached 19,059.17 million US dollars.

Exports to Brazil, which amounted to 8,032.76 million US dollars in 2021, increased by 61.4% in 2022 and reached 12,961.81 million US dollars.

When 2021 and 2022 are examined, the most serious decrease is seen in Egypt.

Exports to Egypt, which amounted to 19,327.50 million US dollars in 2021, decreased by 47.3% in 2022 to 10,176.74 million US dollars.



The most exported sectors in our province are mentioned below.

The automotive industry ranks first with 336 million 353 thousand USD. 9 million 126 thousand USD in ferrous and non-ferrous metals, 7 million 567 thousand USD in fruit and vegetable products, 5 million 288 thousand USD in machinery and parts, 2 million 122 thousand USD in cereals, legumes, oil seeds and products, 1 in air conditioning industry. million 128 thousand USD, 1 million 110 thousand USD in aquaculture and animal products, and 1 million 35 thousand USD in the fresh fruit and vegetable sector.



When the years 2021 and 2022 are examined, the most significant increase was realized in the machinery and components sector. The increase in the related sector is 196%. Fresh fruit and vegetable sector exports increased by 162% and air conditioning industry exports by 102% in 2022.